

Water Level Indicator

Application

Water level indicators are used to monitor water levels in standpipes and wells.

Operation

The indicator consists of a probe, a cable with laser-marked graduations, and a cable reel. The hub of the cable reel contains batteries, electronics, a bright LED lamp, and a beeper.

The operator lowers the probe into the standpipe or well. When the probe contacts the surface of the water, the LED illuminates and the beeper sounds.

The operator then reads the depth-to-water measurement from graduations on the cable.

Indicator Controls

Sensitivity Control provides consistent results in different well and water conditions and helps eliminate false triggering.

LED and beeper provide a positive indication of contact with water.

Test button checks the batteries, beeper, and LED.

Battery Cover provides easy access to two AA batteries. Low-power circuits provide excellent battery life.

Advantages

Convenient Cable is easy to handle and winds up neatly on the reel. Steel conductors provide strength and excellent dimensional stability.

Laser-Marked Graduations are as durable as the cable itself. English-unit and metric-unit graduations are available.

Small Probe fits into most standpipes and wells. Weight can be attached to the probe tip.

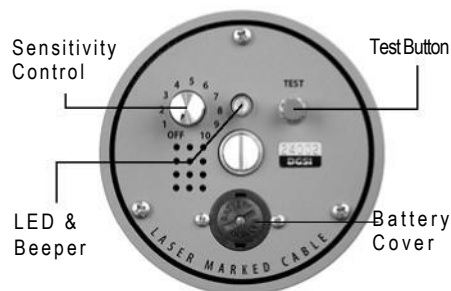
Sturdy Reel is built for years of daily use. It features bronze bearings and aluminum plate sides.

The smallest reel has a handle and clips to hold the probe. Larger reels are equipped with a stand made of strong steel tubing, a probe holder, and a reel brake.


About Laser-Marked Cable

The photograph below shows a water level indicator cable being drawn through the laser marking machine.

The machine directs a laser beam at the cable jacket. The jacket changes color where the beam strikes, and resulting marks and characters become a permanent part of the cable jacket.



Indicator Controls



Laser Marking Machine



180 mm · 7-inch Reel 230 mm · 9-inch Reel

280 mm · 11-inch Reel

SPECIFICATIONS

Reel Diameter: 180, 230, 280 mm (7, 9, 11").

Reel Construction: Heavy-gage aluminum plate sides, PVC spool, rotating knob. The small-est reel has an aluminum handle, but no stand. The larger two reels have steel stands.

Control Panel: Sensitivity adjustment, LED, beeper, test switch, and battery holder.

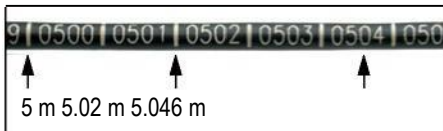
Batteries: Two 1.5 v alkaline AA cells.

Probe Size: 10 x 170 mm (3/8" x 6.6").

Probe Construction: Stainless steel body and tip, polyethylene insulator.

Cable Construction: 3.2 mm (1/8") diameter polyurethane jacket with two copper-clad, steel conductors inside. Jacket can be cleaned with laboratory grade detergent, such as Alconox® or Liquinox®.

Metric Graduations: Centimeters are marked and labelled. Numbers in the label serve as 2 mm graduations, as shown below.



English Graduations: English-unit cables have 0.01 foot graduations with labels at 0.1 foot and 1 foot intervals, as shown below.



METRIC-UNIT INDICATORS

Cable	Reel	Weight	Part Number
30 m	180 mm	1.6 kg	51690303
30 m	230 mm	2.3 kg	51690300
50 m	180 mm	1.8 kg	51690304
50 m	230 mm	2.5 kg	51690305
100 m	230 mm	3.4 kg	51690310
150 m	280 mm	4.7 kg	51690315
200 m	280 mm	5 kg	51690320
300 m	280 mm	7.7 kg	51690330

ENGLISH-UNIT INDICATORS

Cable	Reel	Weight	Part Number
100'	7"	3.5 lb	51690010
100'	9"	5 lb	51690012
150'	7"	4 lb	51690014
150'	9"	5.5 lb	51690015
300'	9"	7.5 lb	51690030
500'	11"	11 lb	51690050
1000'	11"	17 lb	51690100

PADDED NYLON CARRYING CASE

Case for 230mm 9" Reel51671009
 Case for 280mm (11") Reel.51671000
 Padded nylon carrying case has strap and zipper closure.

REPLACEMENT PARTS

Replacement parts are listed on the Slope Indicator website, www.DiamondSci.com. Click on the link for Support and then the link for Water Level Indicator Parts.